

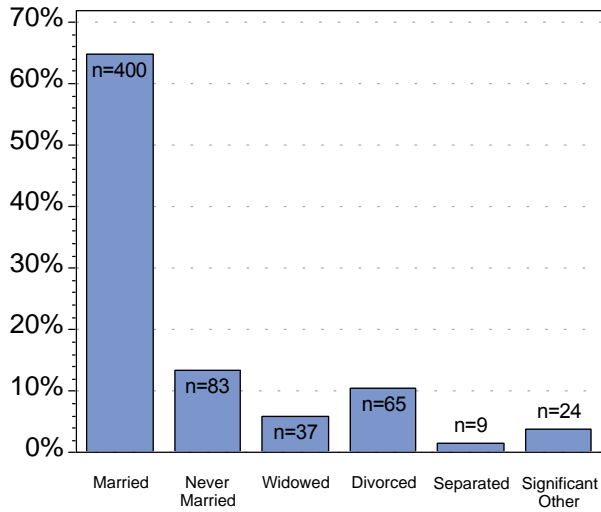
BRASS Currently Enrolled

most recent visits as of 4th Quarter 2017
N=619

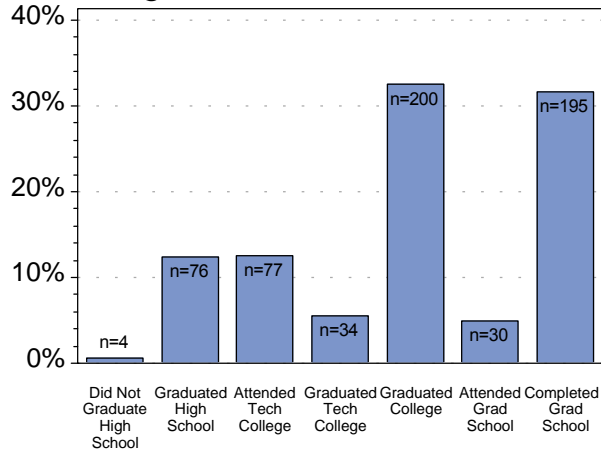
Variable	Mean	Std Dev	Min	Max
Age	60.36	13.94	20.00	91.00
Disease Duration	18.11	11.65	0.00	65.00

Smoking Status		
Never Smoked	Past Smoker	Current Smoker
59%	36%	5%

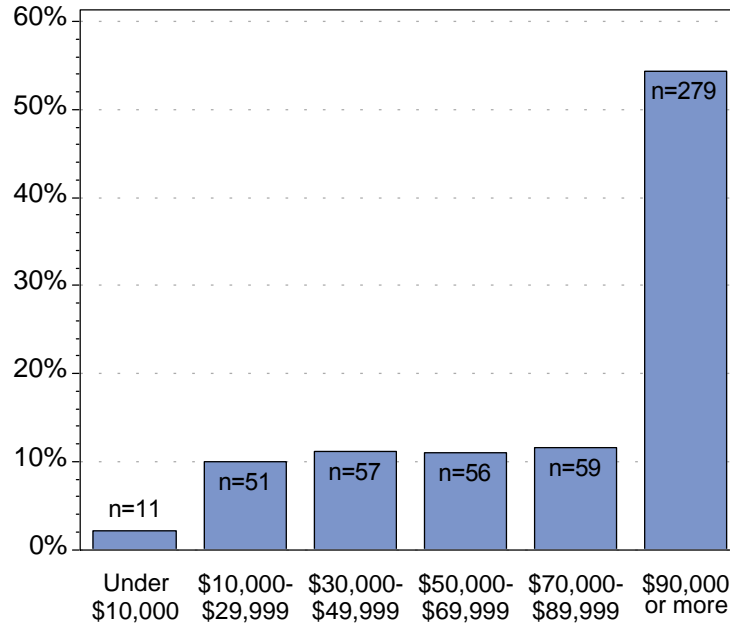
Marital Status



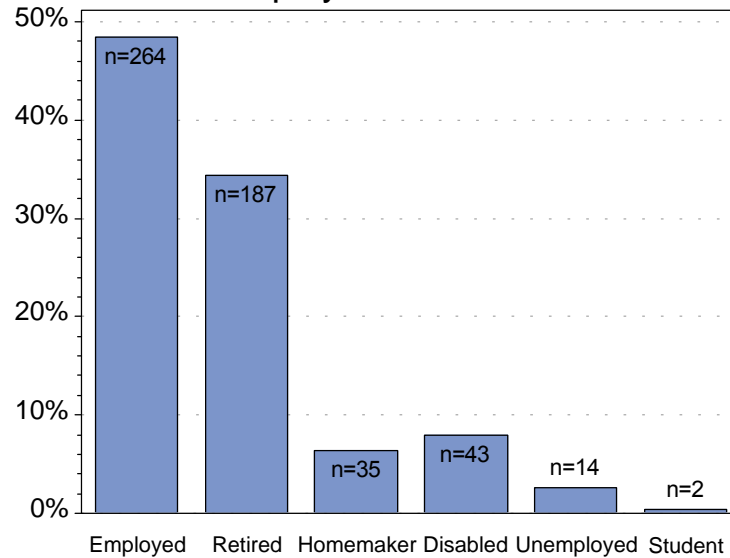
Highest Education Level



Income Level

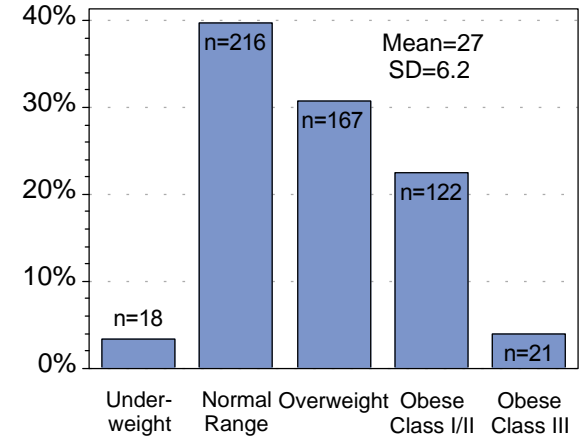


Employment Status

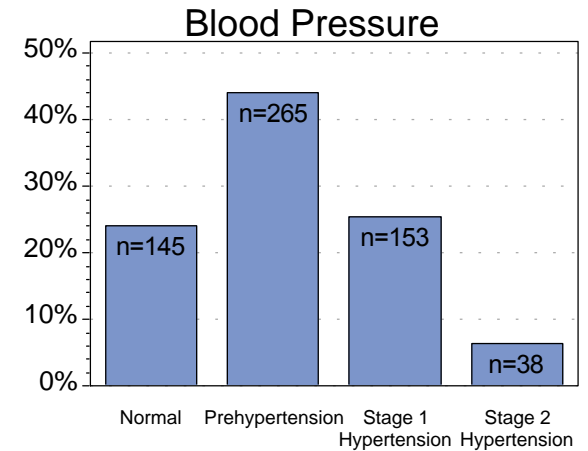


Variable	Values, N(%)
Female	510 (82.4)
Caucasian	576 (93.2)
Early RA (< 2yrs)	80 (12.9)
Seropositive	341 (69.3)
RF Positive	293 (61.3)
Anti-CCP Positive	296 (60.7)

BMI



WHO Classifications



NIH Categories

BRASS Currently Enrolled

most recent visits as of 4th Quarter 2017

N=619

Disease Characteristics

Variable	N	Mean	Std Dev	Min	Max
MDHAQ Score	549	0.47	0.48	0.00	2.30
Modified RADA1	548	2.62	2.13	0.00	9.29
Pain VAS	469	31.73	28.37	0.00	100.00
Patient Global	548	29.80	25.78	0.00	100.00
Physician Global	601	16.96	15.67	0.00	90.00
FSMHI5 Scale	484	77.37	16.86	20.00	100.00
Self Efficacy Score	139	76.55	16.41	31.67	100.00
DAS 28-CRP4S	421	2.51	1.14	1.00	6.93
Total Swollen Joints	619	2.08	3.93	0.00	22.00
Total Painful Joints	619	1.39	2.94	0.00	22.00

Medicines Ever Taken

Variable	Values, N(%)
Methotrexate	548 (88.5)
Anti-TNF	440 (71.1)
Plaquenil	410 (66.2)
Biologic DMARD	464 (75)
Non-Biologic DMARD	610 (98.5)
Non-Bio DMARD, not including MTX or Plaquenil	317 (51.2)
Steroid	547 (88.4)

Current Medicines at Last Visit

Variable	Values, N(%)
Methotrexate	314 (50.7)
Only MTX (not excluding NSAIDs or Steroids)	107 (17.3)
Anti-TNF	254 (41)
Anti-TNF and MTX	142 (22.9)
Plaquenil	94 (15.2)
NSAIDs	222 (35.9)
Any DMARD	556 (89.8)
Biologic DMARD	369 (59.6)
Non-Biologic DMARD	399 (64.5)
Non-Bio DMARD, not including MTX or Plaquenil	47 (7.6)
Steroid	136 (22)
Narcotic	54 (8.7)
Other Pain Med (non-narcotic)	118 (19.1)

Current Supplements at Last Visit

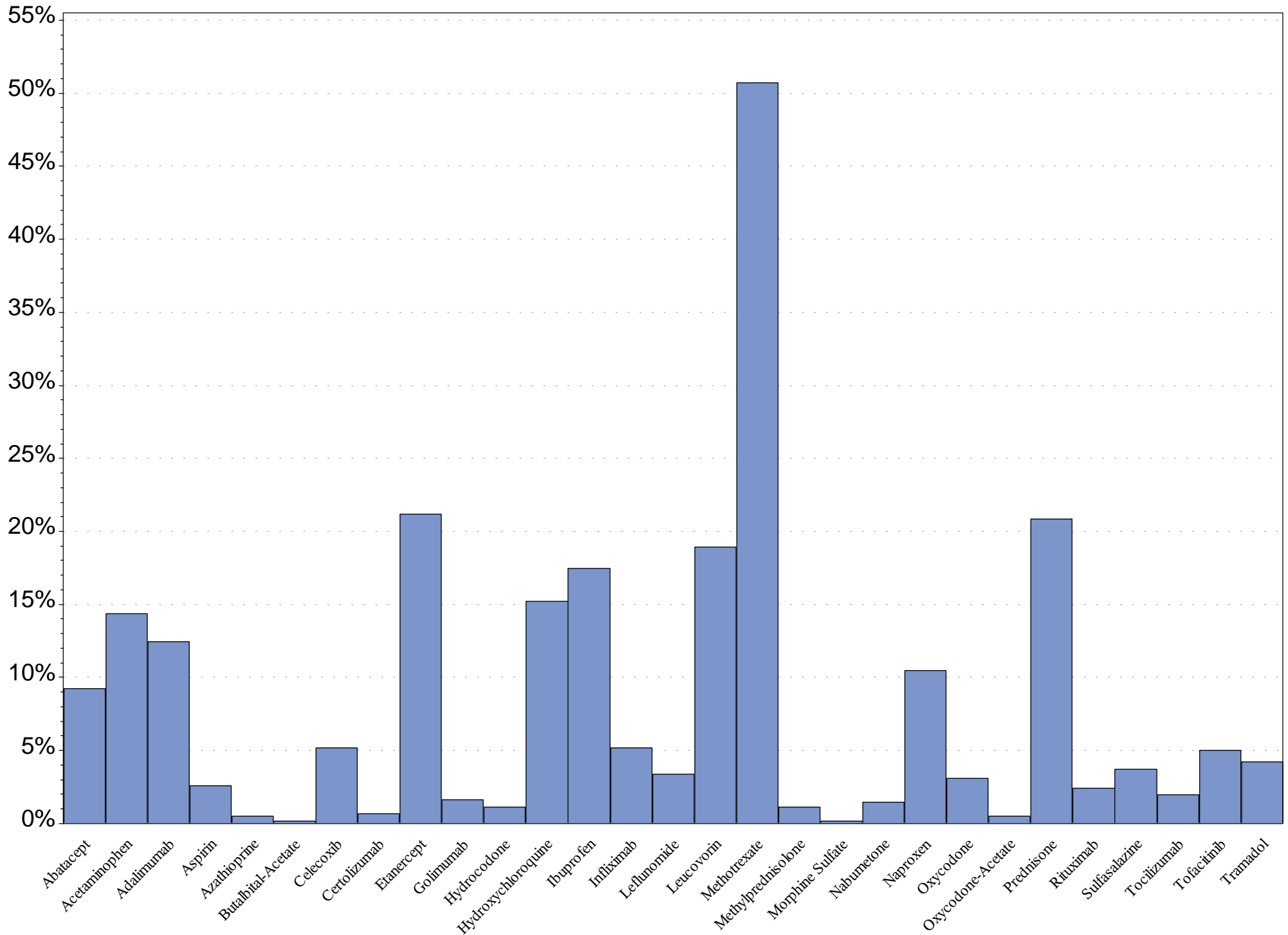
Vitamins/Minerals

Variable	Values, N(%)
Vitamin B	26 (4.2)
Vitamin B6	9 (1.5)
Vitamin B12	60 (9.7)
Vitamin C	60 (9.7)
Vitamin D	285 (46)
Vitamin E	18 (2.9)
Calcium	188 (30.4)
Folic Acid	230 (37.2)
Iron	30 (4.8)
Magnesium	52 (8.4)
Multivitamin	271 (43.8)

Herbal/Health Foods

Variable	Values, N(%)
Borage Seed Oil	3 (0.5)
Capsaicin	2 (0.3)
Evening Primrose Oil	4 (0.6)
Fish Oil	104 (16.8)
Glucosamine/Chondroitin	15 (2.4)
Thundergod Root	1 (0.2)
Other	93 (15)

Medicine Use at Most Recent Visit



BRASS Currently Enrolled

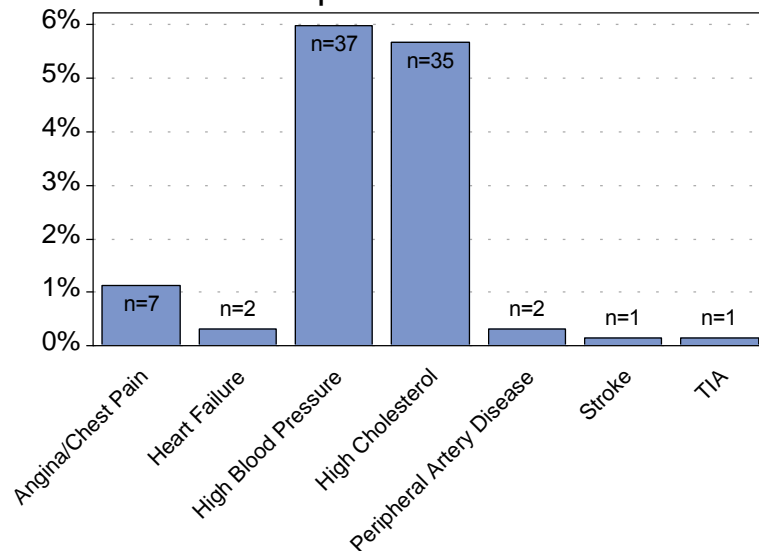
most recent visits as of 4th Quarter 2017

N=619

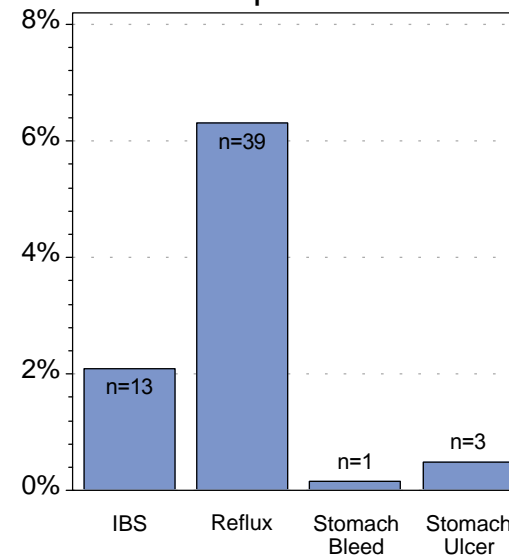
Physician Reported Extra-Articular Manifestations

Variable	Values, N (%)
Sjogren's Syndrome	31 (5)
Subcutaneous Nodules	28 (4.5)
Pulmonary Nodules	15 (2.4)
Brochiectasis	9 (1.5)
Pulmonary Fibrosis	7 (1.1)
Scleritis/Episcleritis	3 (0.5)
Cutaneous Vasculitis	2 (0.3)
LGL Leukemia	1 (0.2)
Neuropathy	1 (0.2)
Cervical Myelopathy	1 (0.2)

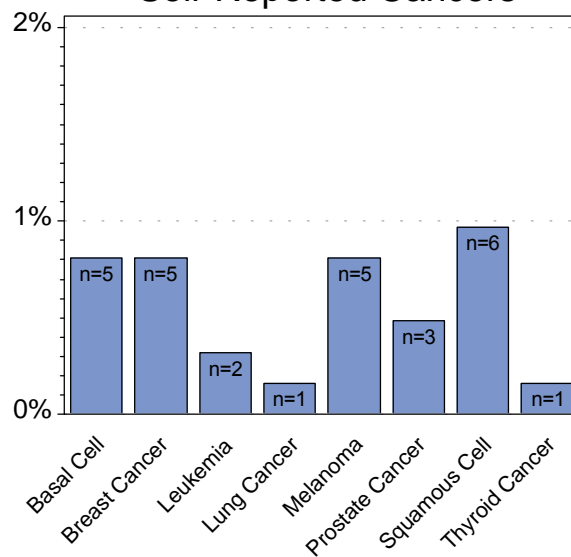
Self-Reported Cardiovascular



Self-Reported GI



Self-Reported Cancers



Self-Reported Pulmonary

