

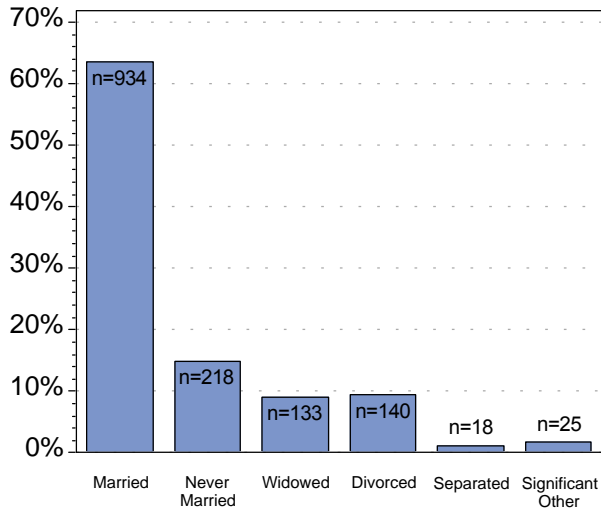
BRASS Baseline Summary

as of 4th Quarter 2017
N=1471

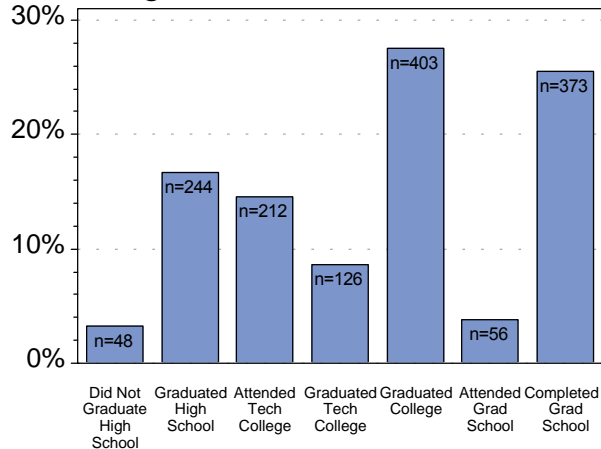
Variable	Mean	Std Dev	Min	Max
Age	56.11	14.31	18.00	91.00
Disease Duration	12.53	11.83	0.00	65.00

Smoking Status		
Never Smoked	Past Smoker	Current Smoker
53%	39%	8%

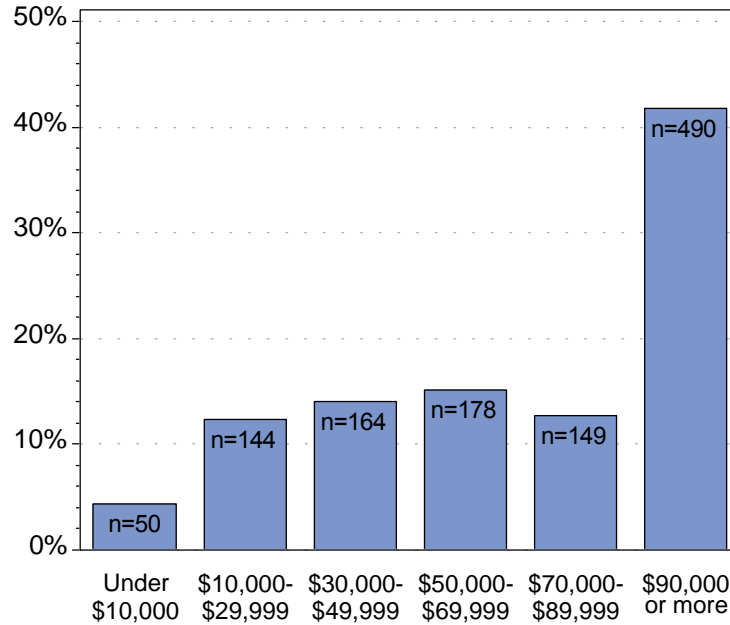
Marital Status



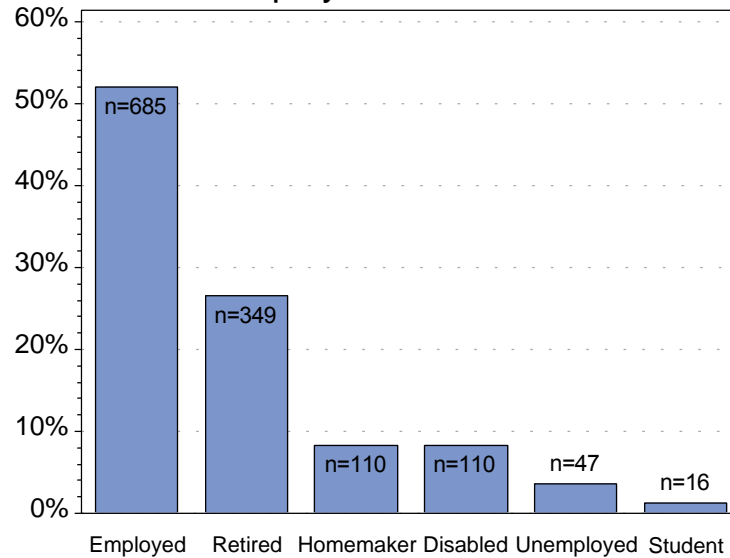
Highest Education Level



Income Level

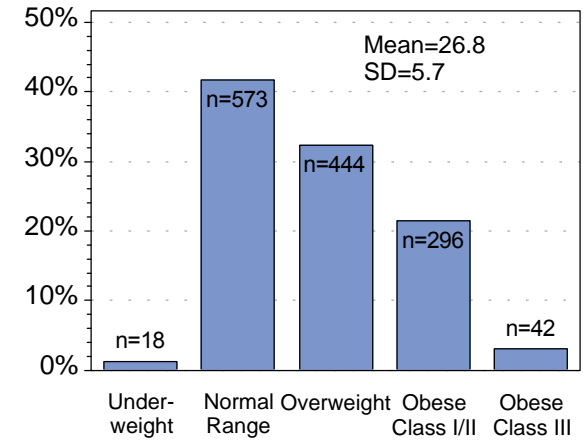


Employment Status

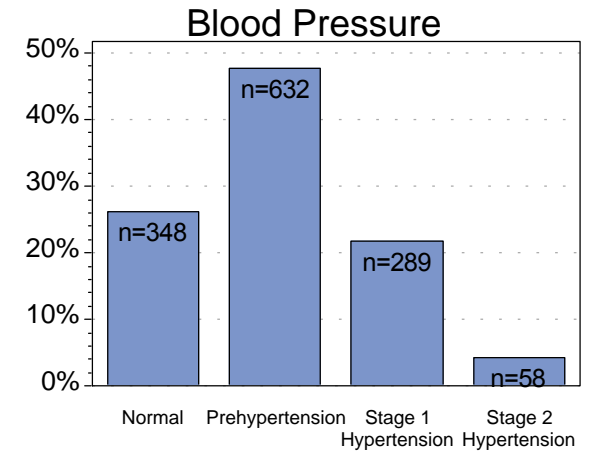


Variable	Values, N(%)
Female	1206 (82)
Caucasian	1345 (92.1)
Early RA (< 2yrs)	213 (14.5)
Seropositive	914 (69.2)
RF Positive	798 (62.1)
Anti-CCP Positive	803 (61.3)

BMI



WHO Classifications



NIH Categories

BRASS Baseline Summary

as of 4th Quarter 2017

N=1471

Disease Characteristics

Variable	N	Mean	Std Dev	Min	Max
MDHAQ Score	1326	0.61	0.52	0.00	2.80
Modified RADAI	1322	3.40	2.27	0.00	9.64
Pain VAS	1289	34.95	27.36	0.00	100.00
Patient Global	1324	31.93	25.25	0.00	100.00
Physician Global	1447	30.59	21.56	0.00	100.00
FSMH5 Scale	1314	73.28	17.74	10.00	100.00
Self Efficacy Score	1319	71.98	18.86	10.00	100.00
DAS 28-CRP4S	1301	3.70	1.63	0.99	8.19
Total Swollen Joints	1470	7.11	7.72	0.00	28.00
Total Painful Joints	1470	6.34	7.07	0.00	28.00

Medicines Ever Taken

Variable	Values, N(%)
Methotrexate	1098 (74.6)
Anti-TNF	672 (45.7)
Plaquenil	904 (61.5)
Biologic DMARD	685 (46.6)
Non-Biologic DMARD	1383 (94)
Non-Bio DMARD, not including MTX or Plaquenil	717 (48.7)
Steroid	1171 (79.6)

Current Medicines at Baseline

Variable	Values, N(%)
Methotrexate	721 (49)
Only MTX (not excluding NSAIDs or Steroids)	335 (22.8)
Anti-TNF	521 (35.4)
Anti-TNF and MTX	261 (17.7)
Plaquenil	275 (18.7)
NSAIDs	771 (52.4)
Any DMARD	1284 (87.3)
Biologic DMARD	564 (38.3)
Non-Biologic DMARD	1049 (71.3)
Non-Bio DMARD, not including MTX or Plaquenil	228 (15.5)
Steroid	435 (29.6)
Narcotic	148 (10.1)
Other Pain Med (non-narcotic)	353 (24)

Current Supplements at Baseline

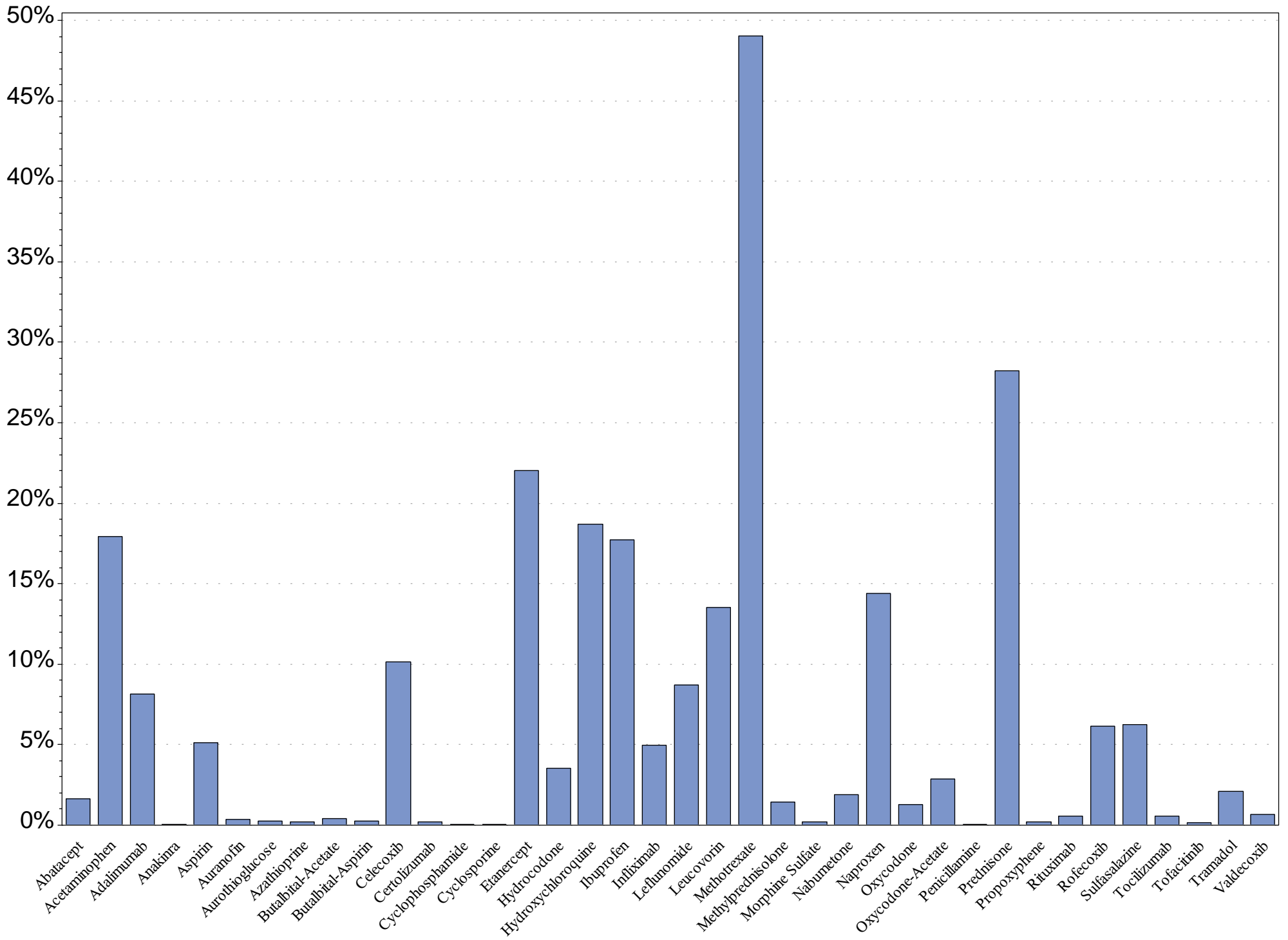
Vitamins/Minerals

Variable	Values, N(%)
Vitamin B	16 (3.6)
Vitamin B6	14 (3.2)
Vitamin B12	38 (8.6)
Vitamin C	46 (10.4)
Vitamin D	185 (41.9)
Vitamin E	17 (3.8)
Calcium	149 (33.7)
Folic Acid	187 (42.3)
Iron	20 (4.5)
Magnesium	20 (4.5)
Multivitamin	201 (45.5)

Herbal/Health Foods

Variable	Values, N(%)
Borage Seed Oil	4 (0.3)
Capsaicin	4 (0.3)
Evening Primrose Oil	19 (1.3)
Feverfew	1 (0.1)
Fish Oil	198 (13.5)
Glucosamine/Chondroitin	108 (7.3)
Thundergod Root	1 (0.1)
Other	171 (11.6)

Medicine Use at Baseline



BRASS Baseline Summary

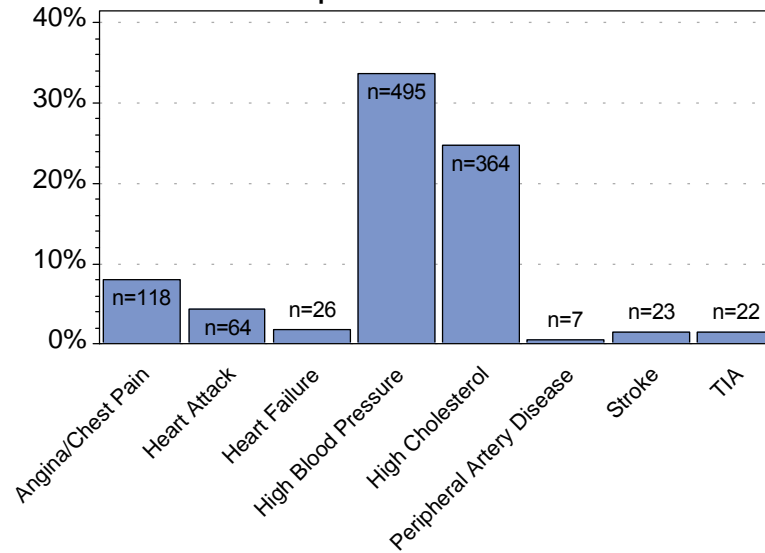
as of 4th Quarter 2017

N=1471

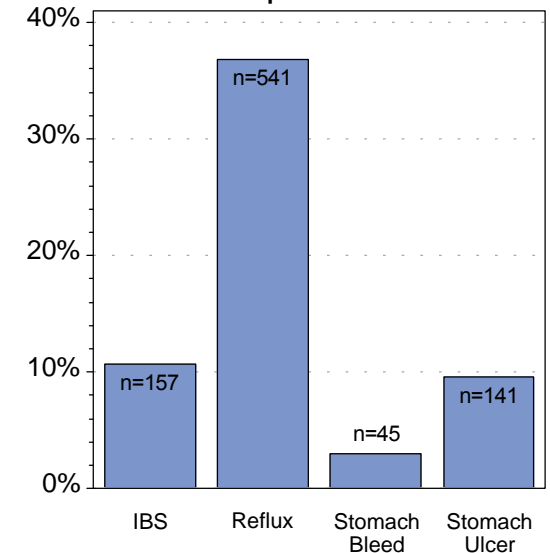
Physician Reported Extra-Articular Manifestations

Variable	Values, N (%)
Subcutaneous Nodules	274 (18.6)
Sjogren's Syndrome	167 (11.4)
Pulmonary Fibrosis	37 (2.5)
Pulmonary Nodules	28 (1.9)
Cervical Myelopathy	27 (1.8)
Pleuritis	26 (1.8)
Neuropathy	21 (1.4)
Brochiectasis	19 (1.3)
Cutaneous Vasculitis	16 (1.1)
Pericarditis	14 (1)
Scleritis/Episcleritis	14 (1)
Lymphadenopathy	12 (0.8)
Bronchiolitis Obliterans	7 (0.5)
Felty's Syndrome	4 (0.3)
Vasculitis of Organs	3 (0.2)
Pyoderma Gangrenosum	2 (0.1)
LGL Leukemia	1 (0.1)
Glomerulonephritis	1 (0.1)

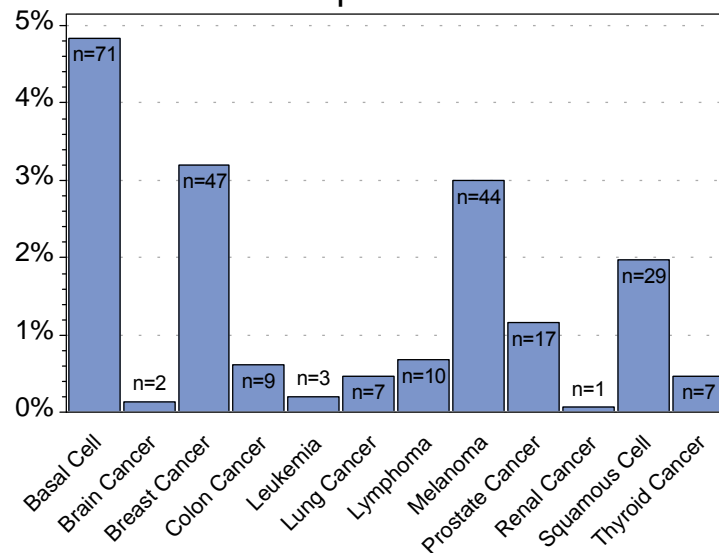
Self-Reported Cardiovascular



Self-Reported GI



Self-Reported Cancers



Self-Reported Pulmonary

